

# Punchbowl Bus Company

## General Information

**Assistance:** Passengers are asked to assist by making the seats in the front rows of buses available for elderly or disabled travellers.

**Fares:** Please tender the correct fare as change can be limited. Please be ready to pay on entry in order to avoid unnecessary delays.

**Children:** 16 years and over are required to pay an adult fare, unless travelling to and from school (free school travel), or travelling with current school identification (concession fare applies).

**Concession Fares:** Concession fare passes must be shown to the driver or the full fare will be charged.

**Tickets:** Tickets are issued for all fares paid. Please retain tickets until the end of the trip to avoid being asked to pay another fare by an inspector.

**School Passes:** To obtain a school bus pass, apply at your school. Mutilated or lost passes can be renewed by applying to our office at the depot.

**School services:** Buses that operate on special routes to and from schools are not shown in this timetable. For information please visit our website [www.punchbowlbus.com.au](http://www.punchbowlbus.com.au). Adults will be carried on all buses.

**Lost property:** Enquiries can be made at our bus depot during office hours.

**Complaints and compliments:** If you wish to comment on the operation of a particular bus or bus driver, please phone or write to our Customer Service Officer.

## Bus Route Numbers

**S14** Lakemba to Mt Lewis via Roselands & Punchbowl. Service operates Monday–Friday.

## How to use this timetable

1. Using the route map provided, find the two timing points you are located between.
2. Locate these two timing points on the timetables.
3. Your bus is scheduled to arrive between the times shown for these points. For example, if your bus stop is situated between timing points **A** and **B** on the map, then the bus is scheduled to arrive between the time listed for **A** and the time listed for **B**.

## Additional information

Punchbowl Bus Company reserves the right to amend this timetable without prior notice. If you have not used our services for a long period of time you can check this timetable is still current by referring to our web site or phoning us on 9153 8787.

Punchbowl Bus Company endeavours to ensure services depart at the specified times. Timetables may change and buses may be delayed due to circumstances beyond Punchbowl Bus Company's control.

Wheelchair accessible buses operate on selected timetabled services. While Punchbowl Bus Company will endeavour to operate an accessible bus at the time(s) nominated, due to circumstances beyond Punchbowl Bus Company's control, this service may be replaced by an ordinary bus.

## Further Information



There are additional services operating in this area. Please call 131500 or visit [www.punchbowlbus.com.au](http://www.punchbowlbus.com.au) for details.

## This service is operated by



56 Hannans Rd  
Riverwood NSW 2210  
Ph: 9153 8787  
[www.punchbowlbus.com.au](http://www.punchbowlbus.com.au)  
ABN: 39 000 067 569

Look for bus number

**S14**



Effective from 22 March 2010

# Lakemba to Mt Lewis

Buses Serving  
Lakemba  
Roselands  
Punchbowl  
Mt Lewis

See back cover for detailed route descriptions


Your Region 5 operator




**Monday to Friday**

map ref	Route	S14	S14
		am	pm
<b>A</b>	<b>Lakemba Station</b> (Railway Pde)	9.30	12.00
<b>B</b>	Canterbury Rd & Sproule St	9.33	12.03
<b>C</b>	Moore elds Rd & Rogers St	9.37	12.07
<b>D</b>	<b>Roselands Shopping Centre</b>	9.42	12.12
<b>E</b>	Ferguson Ave & Hillcrest Ave	9.47	12.17
<b>F</b>	<b>Punchbowl Station</b> (The Boulevarde)	9.51	12.21
<b>G</b>	<b>Mt Lewis</b> (Noble Ave & Wattle St)	9.57	12.27

**Explanations**


 – This service is usually operated by a wheelchair accessible bus.

 No service on weekends or Public Holidays.

**Monday to Friday**

map ref	Route	S14	S14
		am	pm
<b>G</b>	<b>Mt Lewis</b> (Noble Ave & Wattle St)	10.00	12.30
<b>F</b>	<b>Punchbowl Station</b> (The Boulevarde)	10.06	12.36
<b>E</b>	Ferguson Ave & Hillcrest Ave	10.10	12.40
<b>D</b>	<b>Roselands Shopping Centre</b>	10.15	12.45
<b>C</b>	Moore elds Rd & Rogers St	10.20	12.50
<b>B</b>	Canterbury Rd & Sproule St	10.24	12.54
<b>A</b>	<b>Lakemba Station</b> (Railway Pde)	10.27	12.57

**Explanations**

 – This service is usually operated by a wheelchair accessible bus.

 No service on weekends or Public Holidays.

